

# Searching Techniques

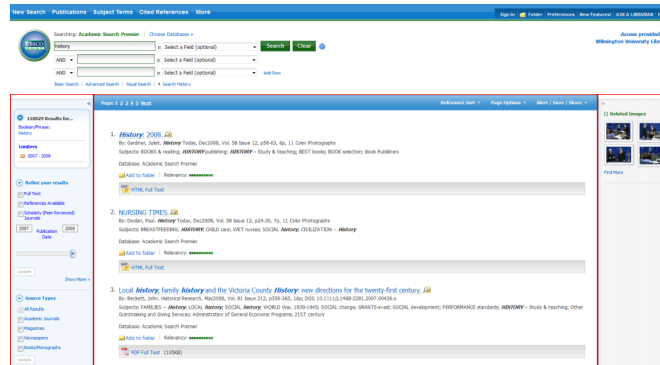
**Boolean operators** allow you to create a very broad or very narrow search.

- The **AND** operator combines search terms so that *each* result contains *all* of the terms. For example, type **electronic and resources** to find articles that contain both words.
- The **OR** operator combines terms so that *each* result contains *at least one* of the terms. For example, type **college or university** to find articles that contain either word.
- The **NOT** operator excludes search terms so that each result does *not* contain the terms that follow it. For example, type **computers not apple** to find articles that contain **computers**, but not **apple**.

## The Result List Screen

- You can refine your results by limiting articles to Full Text, References Available, Scholarly (Peer Reviewed) Journals and Publication Date. Click the update button once you finish.
- You can narrow by source type, subject, journal, author, and more. This feature, also known as “clustering,” is helpful if you want to discover the major subject groups for your topic without having to browse multiple pages of results, or checking individual articles.
- The articles that appear on the results list will give the article title, publication info, subject info, and database info. Full Text availability will also be shown. Click on the article title to view the Detailed Record, where more options are available.
- Related images will be displayed on the right column.

## Result List



## Would you like assistance while searching within EBSCOhost Research Databases?

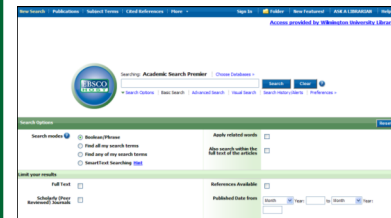

Use the ‘Ask-A-Librarian’ feature located next to the ‘Help’ link at the top, right of the main search screen. This feature will send a direct email to a Wilmington University Librarian with any questions you may have.



*More helpful QuickGuides are available from the Library website  
www.wilmu.edu/library/quickguides  
For further information, please call  
1-800-451-5724*



Updated May 2010



## EBSCOhost Search Guide

WILMU.EDU/LIBRARY

# EBSCOhost Search Guide

## What is EBSCOhost?

EBSCOhost is a suite of research databases accessible from anywhere on the web at any time of the day or night. From off campus, simply visit the Library homepage and click on 'Electronic Resources' beneath the 'Research' category. You will be prompted to log into your WebCampus/Blackboard account. Both multidisciplinary and subject-specific resources are available for your research.

## Creating a Basic Search

1. On the basic search screen, enter your search terms in the search box.
  2. Choose your **Search Options**:
    - Boolean/Phrase
    - Find all my search terms
    - Find any of my search terms
    - SmartText Searching
- Limit Your Results:**
- **Full Text** - limits results to full text articles.
  - **References Available** - limits results to articles that have references available.
  - **Scholarly (Peer Reviewed) Journals** - limits results to articles that are considered scholarly and have been peer reviewed.
  - **Published Date** - limits search results to articles published between certain dates.
  - **Publication** - limits search results to articles from a specific journal/magazine title.
3. Click the **Search** button.

## Creating an Advanced Search (default)

1. In the first **search** box, enter a keyword.
2. Choose the Select a Field from the drop-down list (e.g., search for only the **Title** or **Author**).
3. Repeat steps **1** and **2** for the second set of **search** boxes.
4. Select a Boolean operator (**AND**, **OR**, **NOT**) to combine the two **search** box entries.
5. You can enter another Boolean operator, keyword, and search field in the third set of boxes.
6. Choose any **Search Options** or **Limiters**, just as in #2 of the basic search.
7. Click the **Search** button.

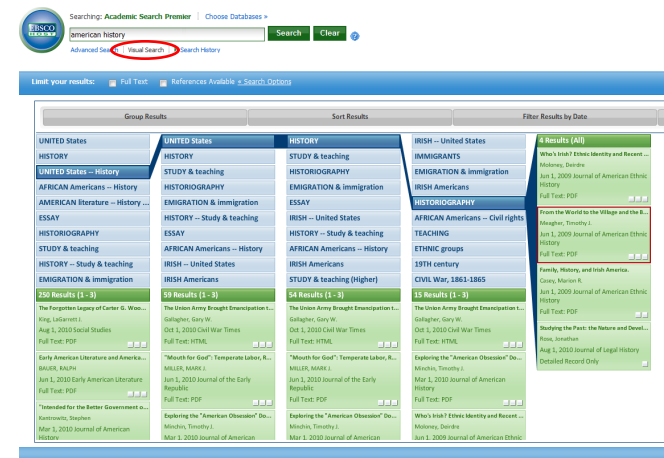
The screenshot shows the EBSCOhost search interface. At the top, there are tabs for 'New Search', 'Publications', 'Subject Terms', 'Cited References', and 'More'. Below this is the search input area with a search box and a 'Search' button. The 'Search Options' section is expanded, showing 'Search modes' with radio buttons for 'Boolean/Phrase', 'Find all my search terms', 'Find any of my search terms', and 'SmartText Searching'. The 'Limit your results' section is also expanded, showing checkboxes for 'Full Text', 'References Available', 'Scholarly (Peer Reviewed) Journals', and 'Publication'. There are also fields for 'Published Date from' and 'Publication Type'.

More detailed help with searching EBSCOhost research databases is available from the main search screen. The "Help" link is located in the far top, right-hand corner of the page. This will open a new screen with additional information on searching within EBSCOhost.



## Creating a Visual Search

Visual Search is a new and innovative way to search EBSCOhost. Your results are sorted by topic in an interactive, visual map. You can switch between Result List styles at any time by selecting either Block style or Column style from the Display Style tab.



1. Click the **Visual Search** link, and then enter your search terms in the **Find** field.
2. If you want to use any of the optional Limiters or Expanders, click the **Search Options** link. You can use a specific **search mode**, such as "Find all of my search terms," or "SmartText Searching"; apply **Limiters** such as Full Text or Publication type; or use search options that expand your search, such as "Apply related words."
3. To close the **Search Options**, click the link again.
4. Click **Search**. Your search results are displayed in columns. To follow a path, click on the subject (or publication) name. Your results are narrowed even further.