



Dear Future Student,

Thank you for your interest in Wilmington University!

Wilmington University is a fully accredited institution offering one of the lowest tuition rates in the region. We offer flexible course schedules, and convenient locations that let you complete your degree quickly, and in a way that fits your life.

Wilmington University makes it simple to get started, with rolling admission for many programs and courses that begin every eight weeks. Test scores aren't required for admission, so don't wait-apply today!

In two simple steps, you can begin your studies:

1. Submit your application along with a \$35.00 non-refundable application fee
2. Register for the upcoming semester.\*

For additional information, please contact the campus you plan to attend or call (877) 967-5464.

Best Regards,

Laura Morris  
Director of Admissions

P.S. With two simple steps, you may now begin your graduate studies!

\*Note: Clinical Mental Health Counseling, Family Nurse Practitioner, and Doctoral programs have additional requirements. Please check the website for additional information.

# apply


application for  
graduate  
admission

## contact us

### Office of Graduate Admissions

31 Reads Way | New Castle, DE 19720  
(302) 356-INFO (4636)

 [wilmu.edu](http://wilmu.edu)

 1-877-967-5464



**WILMINGTON**  
UNIVERSITY

# application for graduate admission

It's easy to fill out this application online!  
Visit: [wilmu.edu/ApplyOnline](http://wilmu.edu/ApplyOnline) 

Wilmington University is fully accredited by the Middle States Association of Colleges and Secondary Schools. Wilmington University admits students of any race, creed, and national or ethnic origin. Return this application with a check made payable to Wilmington University for the non-refundable **application fee of \$35**. Information for all sites concerning campus security programs, recommended personal safety practices, the authority of University Safety Officers, campus disciplinary procedures, and campus crime statistics for the most recent three year period can be found online at [wilmu.edu/Security](http://wilmu.edu/Security) or may be requested from University Safety at (302) 356-6921.

## admissions information

Today's Date \_\_\_\_\_

Social Security Number \_\_\_\_\_ Date of Birth (MM/DD/YYYY) \_\_\_\_\_

Name  
First \_\_\_\_\_ Middle \_\_\_\_\_ Last/Family \_\_\_\_\_

Other name which may appear on transcripts: \_\_\_\_\_

U.S. Address  
Number and Street \_\_\_\_\_ Apartment No. \_\_\_\_\_

City \_\_\_\_\_ State \_\_\_\_\_ Zip Code \_\_\_\_\_

Home Phone \_\_\_\_\_ Cell Phone \_\_\_\_\_ Email Address \_\_\_\_\_

Emergency Contact \_\_\_\_\_ Relationship \_\_\_\_\_ Phone Number ( \_\_\_\_\_ ) \_\_\_\_\_

Have you ever been convicted of a felony?  Yes  No *If yes, please attach a description outlining the type of offense, the circumstances of the offense, and the date you were convicted. Any student accused of a felony, misdemeanor, or DUI offense while attending Wilmington University must report it to the Vice President of Student Affairs within seventy-two (72) hours of arrest or being charged.*

Do you have any pending charges?  Yes  No *If yes, please provide the following in a typed document: type of offense, circumstances, date, county, state, and jurisdiction of the offense.*

Expected Entrance Term  Fall I  Fall II  Spring I  Spring II  Summer I  Summer II

Expected Entrance Year  2013  2014

Initial Status  New Student  Transfer  Return After One Year  Re-Entry (Graduate of Wilmington University)  
 Certification Only  Continuing Education (non degree-seeking)

Enrollment Type  Full-Time  Part-Time

Previously Applied  Yes  No **Previously Attended**  Yes  No

Access Location **DELAWARE**  Wilson Graduate Center  Brandywine  Dover  Dover Air Force Base  Georgetown  Middletown  
**NEW JERSEY**  Burlington County College  Cumberland County College  Joint Base McGuire-Dix-Lakehurst  
**MARYLAND**  Cecil College  
 Online

Attendance Type  Day  Evening  Day and Evening  Online  Other:

Gender  Male  Female

Military Status  Active Duty  National Guard  Reserves  Veteran  Not Applicable

Military Branch  Air Force  Army  Coast Guard  Marine Corps  Navy

Employment Status  Full-Time  Part-Time  Self-Employed  Unemployed  Other:

- Ethnicity**  Hispanic of any race  Nonresident Alien
- For Non-Hispanics Only**  American Indian or Alaskan Native  Asian  Black or African American
- Native Hawaiian or Other Pacific Islander  White  Two or more races  Race & Ethnicity Unknown

Are you a citizen of the United States?  Yes  No If No, complete the information below.

**Residency Status**  Permanent Resident/Green Card Holder (submit copy)

**All International Students must comply with the Bureau of Citizenship and Immigration Services regulations. Please contact the International Student Contact at the Wilson Graduate Center for a complete listing of all materials required for International Student Admissions.**

Country of Citizenship \_\_\_\_\_ Country of Birth \_\_\_\_\_

International Address \_\_\_\_\_

Will you require an F-1 visa to study at Wilmington University?  Yes  No

Are you transferring from another college in the United States?  Yes  No

What type of visa do you have?

- F-1 (Student in Academic Program)  H-4 (Spouse or Child of H-1)  R-1 (Religious Worker)
- F-2 (Spouse or Child of F-1)  A-1 (Ambassador, Diplomat or Immediate Family)  R-2 (Spouse or Child of R-1)
- J-1 (Exchange Student)  A-2 (Foreign Government Official or Immediate Family)  Other
- H-1 (Temporary Worker)  B-2 (Business Visitor)

Do you plan to apply for Financial Aid?  Yes  No

If yes, please visit [www.wilmu.edu/FinancialAid](http://www.wilmu.edu/FinancialAid) for Financial Aid support and planning.

## previous academic information

List all colleges/universities previously attended. List undergraduate experience first, then graduate. Please list professional schools and certifications last. Please have official transcripts from all institutions listed below forwarded directly from the school to Wilmington University.

INSTITUTION	CITY/STATE	DATES ATTENDED	CREDITS EARNED	DEGREE EARNED
1.				
2.				
3.				
4.				

### Academic Awards

Have you ever been suspended or dismissed from any college/university?  Yes  No

If yes, please describe \_\_\_\_\_

\_\_\_\_\_







\_\_\_\_\_

## program of study (select one)

- Non-Degree

### BUSINESS








#### Master of Business Administration (M.B.A.)

- Business Administration 
- MBA: Accounting
- MBA: Environmental Sustainability 
- MBA: Finance
- MBA: Health Care Administration 
- MBA: Homeland Security 
- MBA: Management Information Systems 
- MBA: Marketing Management
- MBA: Organizational Leadership 

#### Master of Science (M.S.)

- Accounting

#### Master of Science in Management (M.S.M.)

- Management 
- Management: Health Care Administration 
- Management: Homeland Security 
- Management: Human Resource Management 
- Management: Management Information Systems
- Management: Marketing Management 
- Management: Military Leadership
- Management: Organizational Leadership 
- Management: Public Administration
- Management: Sports Management 

#### Doctor of Business Administration (D.B.A.)

- Business Administration 

#### Certificate of Advanced Study











- Finance
- Management Information Systems

### EDUCATION

#### Master of Arts in Teaching (M.A.T.)

- Secondary Teaching: Grades 7–12
- Secondary Teaching: Grades 7–12 (Non-Certified)

#### Master of Education (M.Ed.)

- Applied Technology in Education 
- Career and Technical Education: Administrative Program 
- Career and Technical Education: Certification Program 
- Career and Technical Education: Instructional Program 
- Elementary Education: Grades K–6
- Elementary Studies (Non-Certified)
- Special Education
- Special Education (Non-Certified)
- Special Education (Administrative)
- ESOL Literacy 
- Instruction: Gifted and Talented 
- Instruction: Teaching and Learning 
- Instruction: Teacher of Reading (Birth–Grade 2) 
- Instruction: Teacher of Reading (Grades 3–6) 
- Instruction: Teacher of Reading (Grades 7–12) 
- Reading
- Reading/ESOL Literacy
- Elementary and Secondary School Counseling
- School Counseling (Non-Certified)
- School Leadership
- Special Education
- Special Education (Non-Certified)
- Special Education (Administrative)
- Course of Study in Education (Non-Degree)

#### Certificate of Advanced Study

- Applied Technology in Education 
- Advanced Study for School Administration

#### Doctor of Education (Ed.D.)




- Innovation and Leadership: Educational Leadership
- Innovation and Leadership: Organizational Leadership
- Innovation and Leadership: Higher Education Leadership 

### HEALTH PROFESSIONS

RN License # ..... exp. ....

State .....


#### Master of Science in Nursing (M.S.N.)

- Adult/Gerontology Nurse Practitioner
- Family Nurse Practitioner
- Nursing Leadership: Educator 
- Nursing Leadership: Executive Practice 
- Nursing Leadership: Legal Nurse Consultant 

#### Doctor of Nursing Practice (D.N.P.)

- Nursing Practice

#### Post-MSN Certificate





- Adult/Gerontology Nurse Practitioner
- Family Nurse Practitioner
- Nursing Educator
- Nursing Executive
- Legal Nurse Consultant 

#### Dual Degree M.S.N.

- M.S.N. with M.S.M. in Health Care Administration
- M.S.N. with M.B.A. in Health Care Administration

### SOCIAL AND BEHAVIORAL SCIENCES

#### Master of Science (M.S.)



- Administration of Human Services 
- Administration of Justice 
- Administration of Justice: Criminal Behavior 
- Administration of Justice: Homeland Security 
- Administration of Justice: Leadership and Administration 
- Clinical Mental Health Counseling
- Homeland Security: Information Assurance 
- Homeland Security: Organizational Leadership 
- Homeland Security: Safety and Security 
- Homeland Security: Military Leadership

#### Post-Master's Certificates

- Child and Family Counseling
- Homeland Security 
- Mental Health Counseling

### TECHNOLOGY

#### Master of Science (M.S.)

- Information Systems Technologies: Corporate Training Skills 
- Information Systems Technologies: Information Assurance 
- Information Systems Technologies: Internet and Web Page Design
- Information Systems Technologies: Management and Management Information Systems

 Degree program also available **100% online**

## contact and employer information

1.

Current Employer	Telephone	Address
Position	From	To

2.

Previous Employer	Telephone	Address
Position	From	To

## survey

**Wilmington University wants to help you achieve your educational goals. Your answers to this survey will assist us in understanding our students and their needs and will be kept confidential. Thank you for taking the time to complete this survey.**

What is your reason for choosing Wilmington University?

- Location       Cost/Affordability       Programs  
 Other

Has either your mother or father completed a four-year college (bachelor's) degree?    Yes    No

How many hours per week do you plan to work while attending Wilmington University?

- None       1-10       11-20  
 21-30       31-40       41 or more

Do you plan on earning a degree at Wilmington University?

- Yes       No

If you do not plan to earn a degree at Wilmington University, please indicate if you are taking courses for:

- Transfer to another institution  
 Personal interest/enrichment  
 Career exploration  
 Specific career-related skills or knowledge  
 Other

Of all the colleges you considered, would you describe Wilmington University as your:

- 1st choice       2nd choice       3rd choice  
 4th choice or lower

What type of school did you attend most recently before entering Wilmington University?

- High School       Vocational/Technical School       Other  
 2-Year College       4-Year College or University

How do you plan on funding your education at Wilmington University?  
(Check all that apply.)

- Parents/Family       Employment  
 Employer tuition remission       Personal Savings  
 Scholarships       Spouse's Income  
 Student Loans (Perkins, Federal Direct, etc.)       Social Security Benefits  
 Other Loans       Veteran's Benefits

Which of the following factors influenced your decision to apply to Wilmington University? (Check all that apply.)

- Academic reputation of the University  
 Cost  
 Availability of my major  
 Availability of financial aid  
 Location  
 Advice of parents or relatives  
 Size  
 Advice of high school counselors or teachers  
 Open admissions  
 Contact with University representatives  
 Advice of someone who attends (or attended) the University

How did you first learn about Wilmington University? (Check all that apply.)

- Friend/Relative       Alumni  
 Guidance Counselor       Recruiter  
 College Fair or Event       Email  
 Letter in the Mail       Internet Search  
 Advertisement  
 Billboard       Print Ad       Television Ad  
 Online Ad       Radio Ad  
 Other \_\_\_\_\_

**1** **Submit your WilmU Application** for Graduate Admission, including statement of goals, completed and signed, along with the \$35 application fee to the Admissions/site office.

**Mail to:**  
Graduate Admissions  
31 Reads Way  
New Castle, DE 19720

**2** Have official transcripts from all previously attended accredited institutions of higher education sent directly from the institution to the Graduate Admissions Office at the address above.

**3** Applicants for the Doctor of Business Administration, Doctor of Education, Doctor of Nursing Practice, M.S. in Clinical Mental Health Counseling, and M.S. in Nursing programs must submit recommendations before consideration for admission.

**4** Interview or attend a Program Planning Conference with a Graduate Admissions Associate or Faculty Coordinator.

**5** Complete a writing assessment, as defined by the appropriate academic department.

**?** **Questions?**  
Contact the Office of Graduate Admissions at (302) 356-INFO (4636).

I understand that in the course of my association with Wilmington University, I will be given the opportunity to participate in many college activities, including practicum, internships, field trips, and special events. I hereby agree to assume all risks of injury, loss or damage to my person or property, while engaged in the aforementioned activities or in going to or returning from same.

I understand that Wilmington University has the authority to withdraw my privilege of admission, enrollment, and/or graduation for academic, disciplinary, legal or other reasons deemed sufficient.

I understand that inappropriate, harmful, and/or illegal activity is not permitted on the premises of Wilmington University. I give Wilmington University permission to define such behavior. Such behavior will be addressed at the discretion of Wilmington University and, if deemed necessary, be reported to legal authorities, employers, and/or professional organizations. I understand that this type of behavior may result in immediate expulsion.

I understand that it is my responsibility to read and comply with the policies and procedures outlined in the Wilmington University Student Handbook. To download a copy of the Wilmington University student handbook visit [wilmu.edu/studentlife/handbook](http://wilmu.edu/studentlife/handbook).

In accordance with the Family Educational Rights and Privacy Act, students have the following rights: 1) Right to inspect and review student's record; 2) Right to seek amendments to record; 3) Right to consent to disclosure; and 4) Right to file a complaint. These four rights are fully defined in the University catalog and/or on the University website.

Wilmington University is authorized to disclose student information without consent when information is designated as "Directory Information" in the following situations: to school officials with legitimate educational interest; to an alleged victim of a crime of violence; to officials of another institution where students seek to enroll; when Comptroller General of the United States, Secretary of Education, and/or state or local educational authorities requests student information; in connection with financial aid for which student has applied; to accrediting agencies; to comply with judicial order or subpoena; and in connection with a health or safety emergency. For a complete list of the items that are considered "Directory Information" please consult the University catalog or the University website.

Please note that all applicants for the College of Education, if accepted, will be required, pursuant to Delaware law, to submit to a federal and state criminal background check and a Child Protection (Abuse) Registry check prior to any student teaching placement. Negative or adverse criminal history or listing on any such registry may cause the student to be denied a student teaching placement. A student teaching placement is one of the necessary requirements for an Education Certificate. Your agreement to this application acknowledges that you are aware of and understand this condition.

We, the signatories to this application, understand the financial obligations associated with the admission to and enrollment in Wilmington University and assume responsibility for full payment of all fees. We understand the University's withdrawal and refunds policy.

I have enclosed the required non-refundable **application fee of \$35**.

I agree and authorize Wilmington University to publish, for public relations purposes, any photograph(s) in which I appear. I agree that all of the information provided above has been answered fully and correctly. Omission or falsification of information may be grounds for dismissal.

\_\_\_\_\_  
Date

\_\_\_\_\_  
Applicant's Signature

\_\_\_\_\_  
Parent/Guardian Signature (if applicant is a minor)

